

IT

- collegare la schermatura a terra in un solo punto (in centrale)
- la schermatura deve essere continua su tutto il cavo
- i conduttori devono essere isolati dalla schermatura

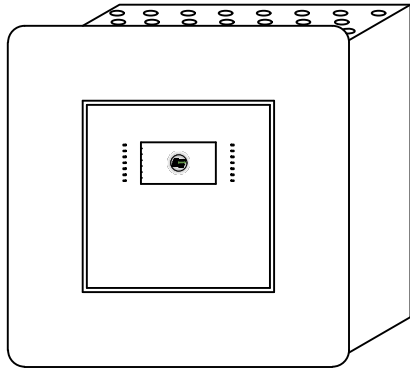
EN

- connect the shielding to the ground at one point only (at the control panel)
- the shielding must be continuous on the entire cable
- the conductors must be isolated from the shielding

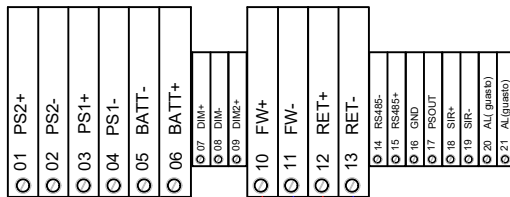
ALARM CALL POINT CONNECTION CABLAGGIO PULSANTE DI ALLARME

PULSANTE - ALARM CALL POINT
mod. FD4030IAD

vista frontale - front view - mod. FD4030IAD

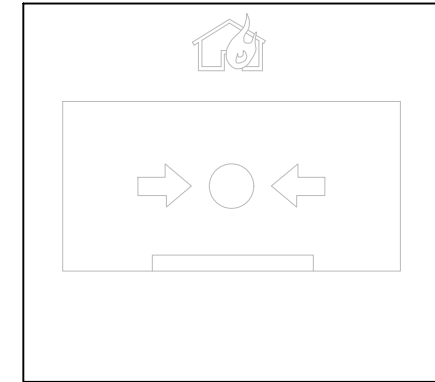
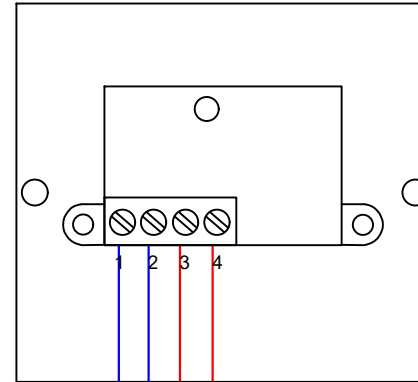


CONNECTOR on CARD TD571
CONNETTORE su SCHEDA TD571



da dispositivi su loop
from other devices on loop

twisted and shielded cable with two wires
cavo twistato e schermato a due conduttori
LSZH GR4 EN50200 CEI20-36/20-37



Loop +

Loop -

Distances with detectors, modules I/O or call points (max 240 for loop)

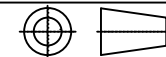
- 1250 mt. 2x0,5 mmq
- 1850 mt. 2x0,75 mmq
- 2500 mt. 2x1 mmq
- 3500 mt. 2x1,5 mmq
- 5000 mt. 2x2,5 mmq

For addressable sounder or wireless receivers the distance depends on the quantity of devices.

Distanze con sensori, moduli I/O o pulsanti (max 240 per loop)

- 1250 mt. 2x0,5 mmq
- 1850 mt. 2x0,75 mmq
- 2500 mt. 2x1 mmq
- 3500 mt. 2x1,5 mmq
- 5000 mt. 2x2,5 mmq

Per sirene indirizzate o ricevitori via radio la distanza viene dimensionata in funzione del numero di dispositivi.



MOD. ONE

mod. FD4030IAD



Via Brescia 24/G 20063 Cernusco Sul Naviglio - Milano
Tel. +39 02-2592795 +39 02-27201352

N°065_one

FAMILY: FIRE SYSTEM TYPE: ALARM CALL POINT